

CREATYOK training in Latvia September 2024 evaluation form



Co-funded by
the European Union



Thank you for participating in our training on creativity and arts.

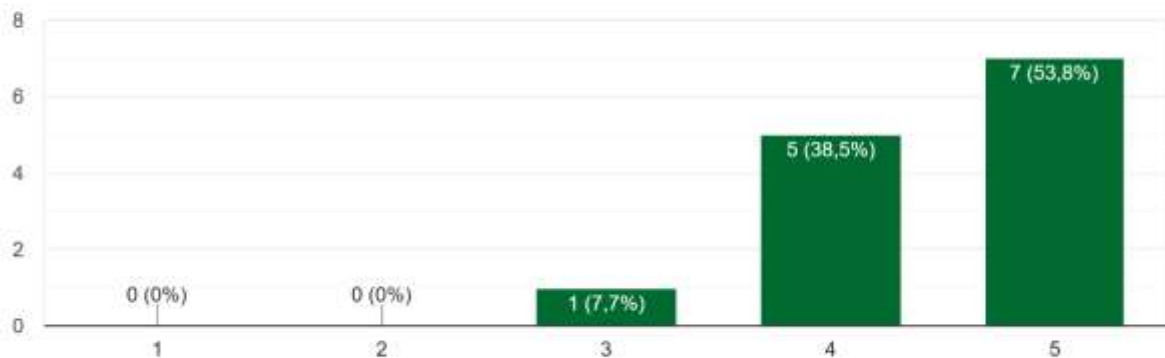
We value your feedback and would appreciate if you could take a few moments to answer the following questions. Your responses will help us improve our work.

Be aware: on some questions you need to rate statements and part of training on a scale from 1 (very poor) to 5 (excellent).

The first section - concentrates on and learning outcomes

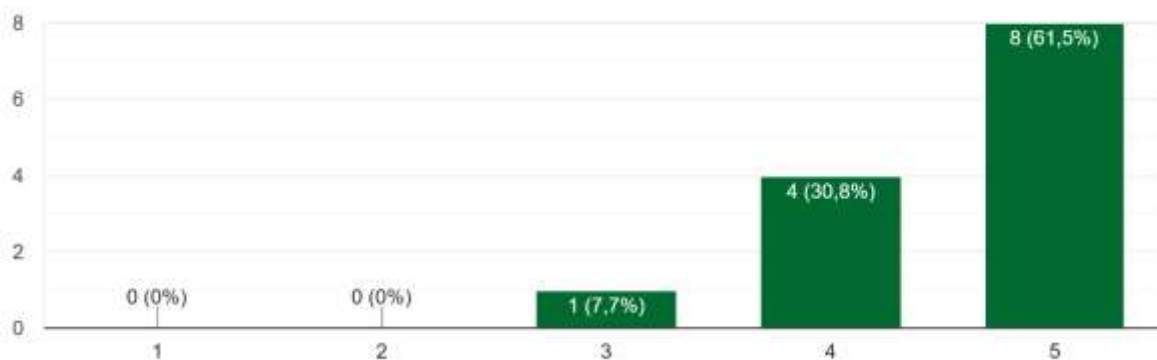
Relevance of the training topics to your work in youth/non-formal education

13 απαντήσεις



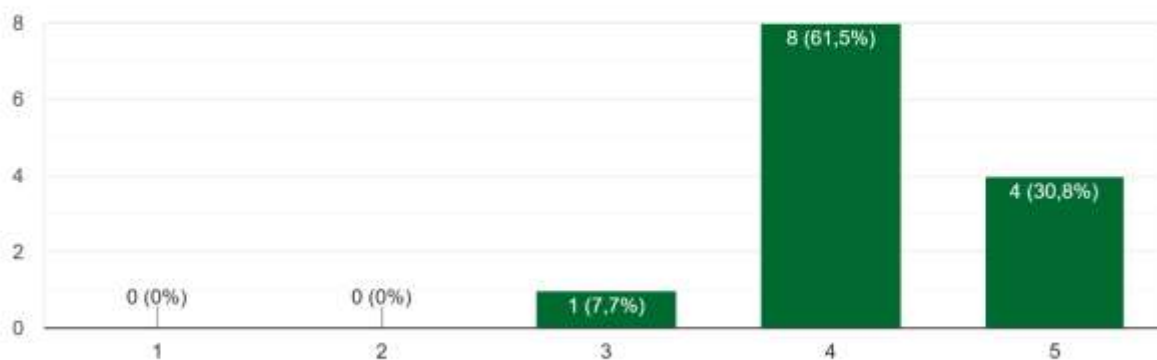
Quality of sessions on phototherapy techniques

13 απαντήσεις



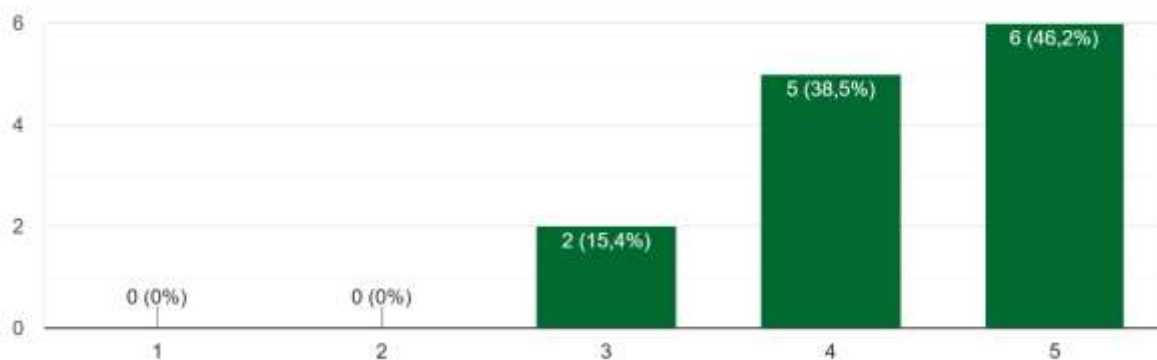
Balance between theory and practice

13 απαντήσεις



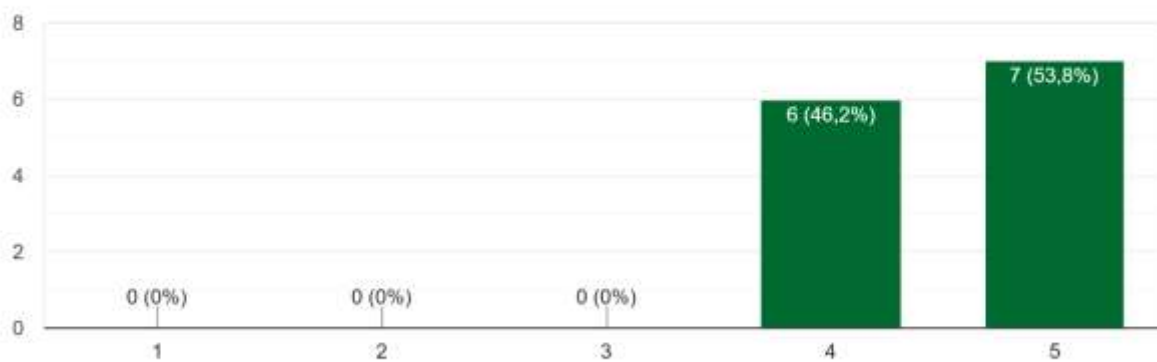
Facilitation and training methods used during sessions

13 απαντήσεις



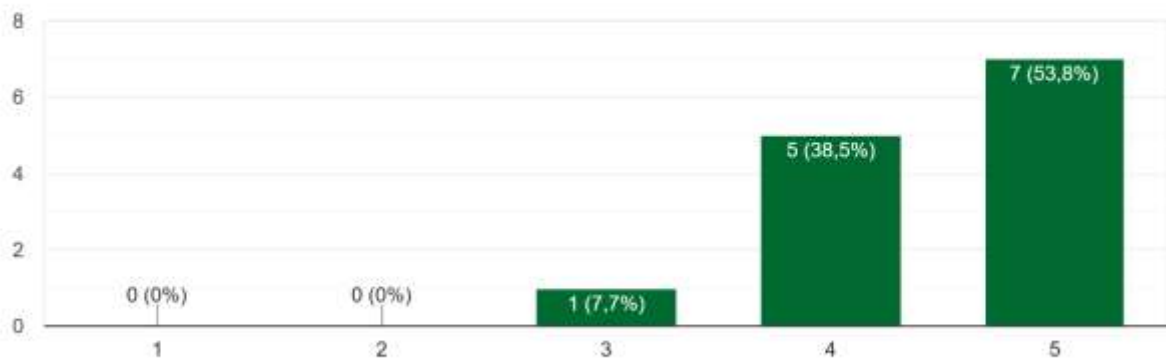
Opportunities for active participation, best practice sharing and peer learning

13 απαντήσεις



Usefulness of materials and tools shared

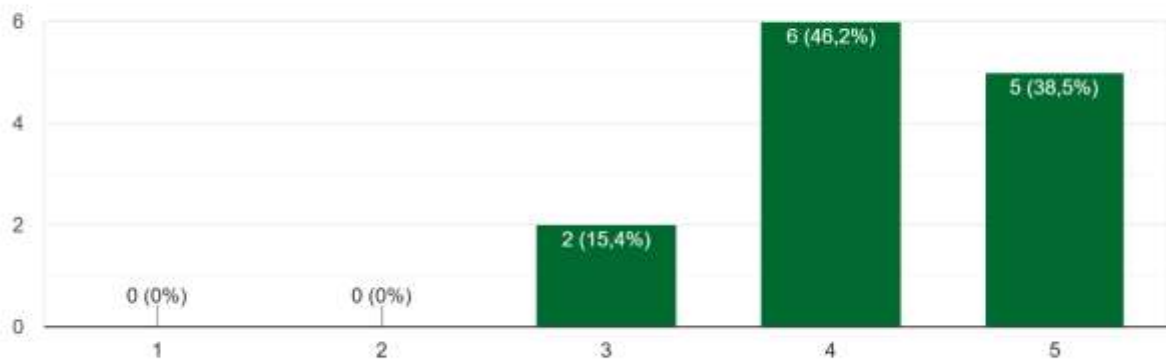
13 απαντήσεις



The second section - logistics and management

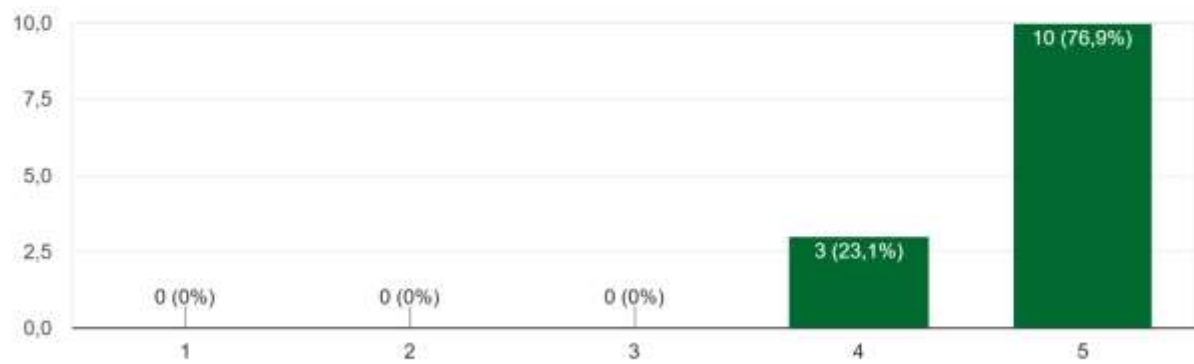
Communication before the training

13 απαντήσεις



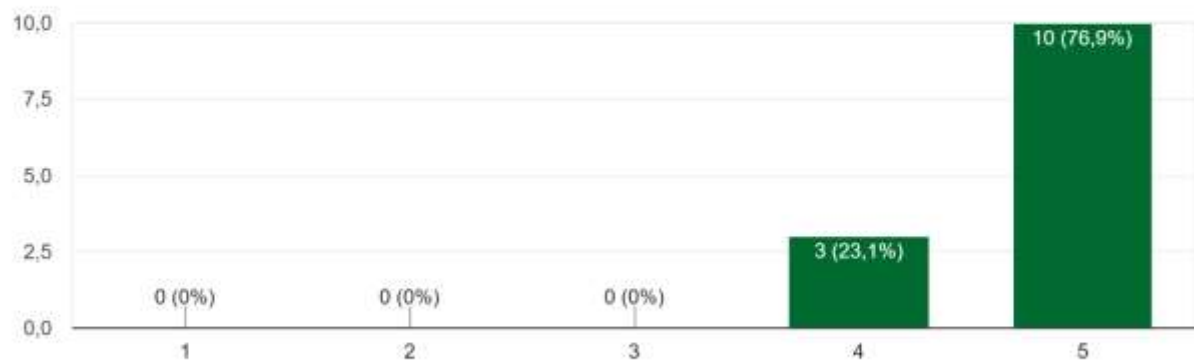
Venue and training environment

13 απαντήσεις



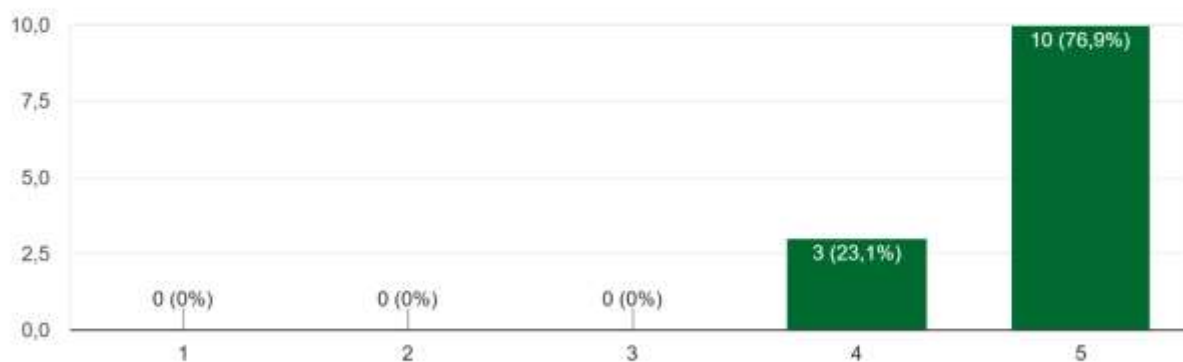
Accommodation

13 απαντήσεις



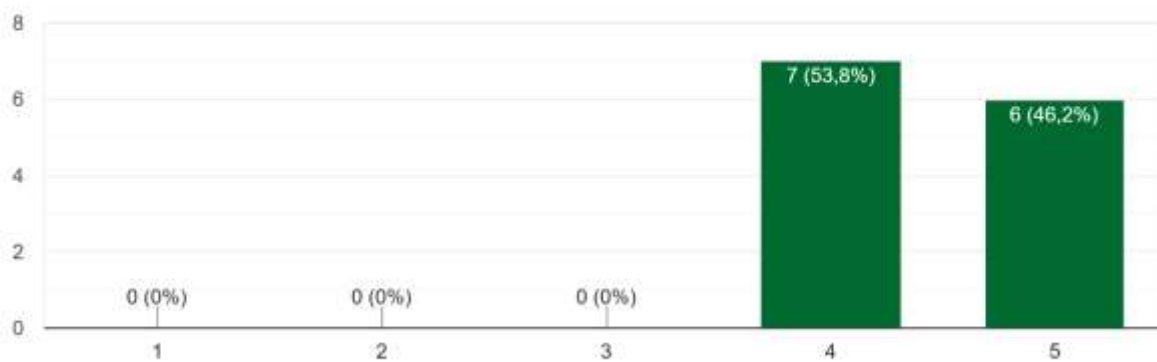
Meals and coffee breaks

13 απαντήσεις



Social activities and free time

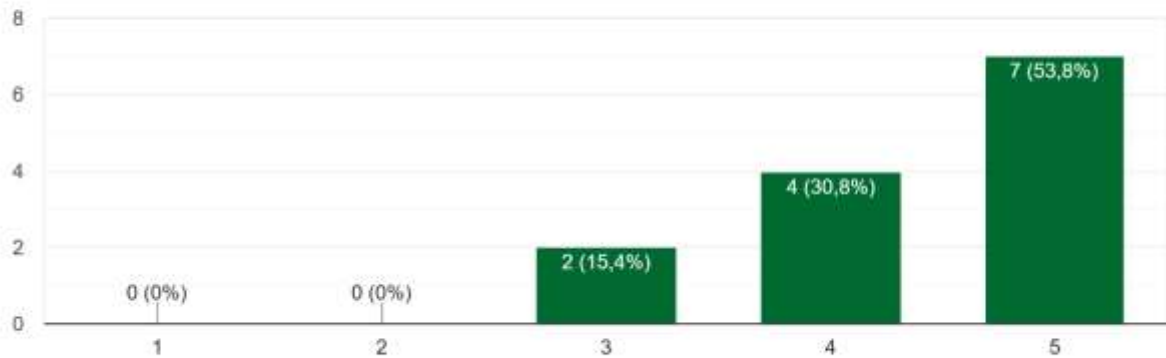
13 απαντήσεις



The third section - personal development - to what extent did this training contribute to your personal development in given directions

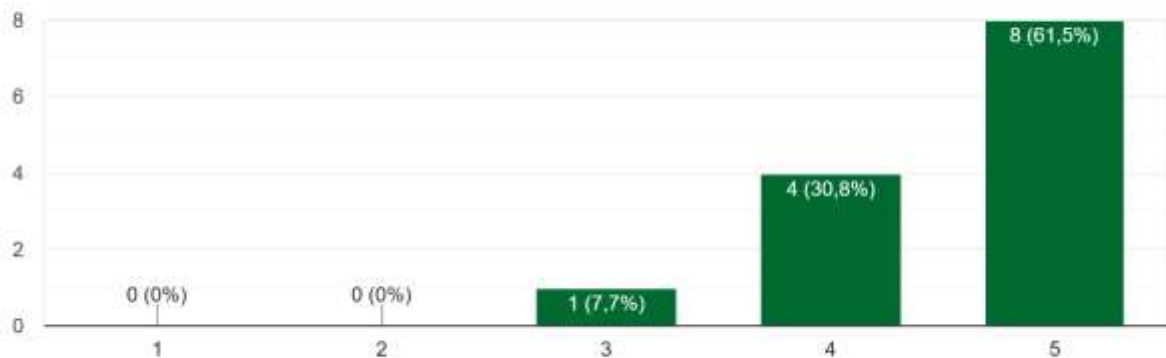
Knowledge of phototherapy and music therapy techniques

13 απαντήσεις



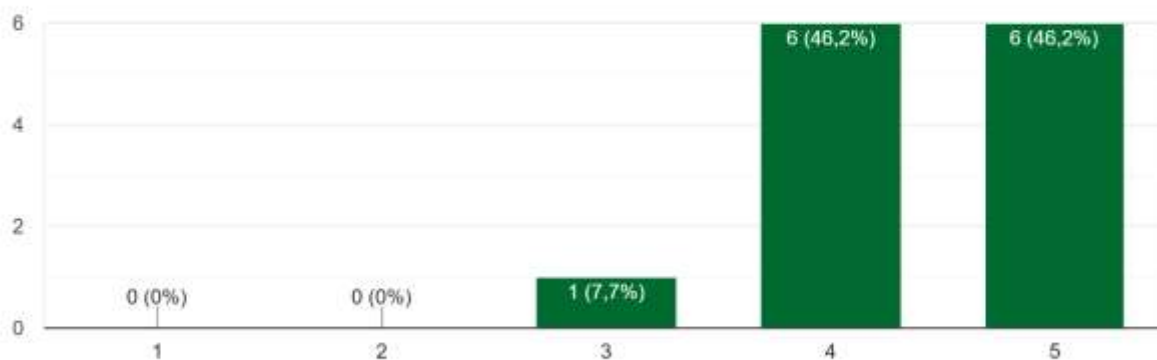
Motivation to use creative methods in youth work

13 απαντήσεις



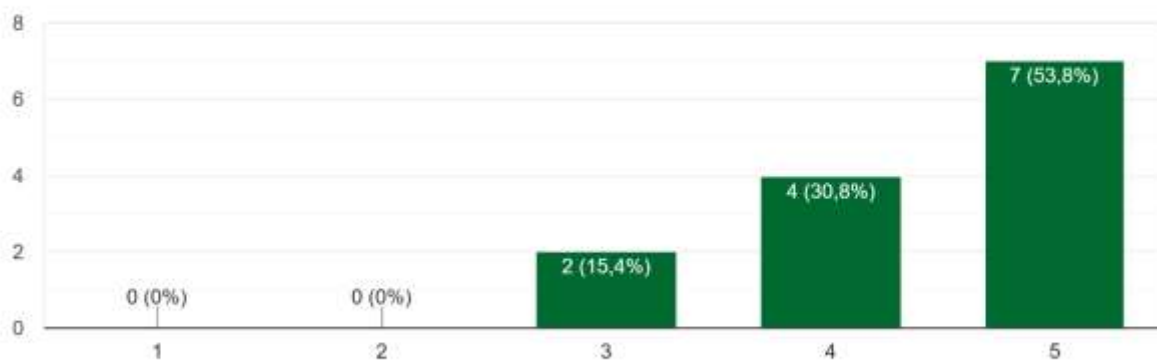
Non-formal education tools and youth work methodologies

13 απαντήσεις



Inspiration for new projects or collaborations

13 απαντήσεις



The fourth section - open questions for final evaluation

What was the most valuable learning or experience you gained from this training?

all were valuable thank you

melody activities

New tools and methodologies, that I will use in my future work as a trainer with youngsters, aside from this KA2 project

Knowledge how to use these techniques in youth work.

The understanding of the layers you can approach each topic such Photograph and music as tools on youth working! In a team of young people you have to build the team first and slowly going deeper on the activities of each tool!

Inter relationship values

Unexpectedly, the spontaneous experience of making up and leading a little session. It gave me valuable experience, feedback, confidence, and inspiration.

Learning how to utilise the tools of our training

New knowledge

I gained a lot of tools that I can use as a youth worker.

new methods and activities i will use

How will you plan to use what you learned in your work and organisation?

i will use them on youth

i want to make new versions of them

I will implement new methodologies I learned in future work such as youth exchanges, training courses, and just as importantly, any work I do with local youngsters in my country

To use them in my work as a youth worker.

I already use music therapy in kindergarten and in youth teams and I am waiting to use also photo!

To share what I learned

I started to use art therapy techniques and principles in leading theatrical classes in youth organisation and elsewhere

By implementing the tools and skills we learned to help people express themselves

As a facilitator and in my daily work with youngsters

I am already use these activities in my trainings.

i will use them in my projects as a trainer

Put those methods in practice with youth

What could be improved?

none

everything was cool

All are good

Better explanation how we use these tools.

The organization and the communication between the organization and the people who are doing the workshops.

U didn't felt anything to improve

There was one trainer which struggled to communicate in English

Maybe some of the social activities

The instructor should know more the background of the youth workers and the reason that we did this training and that it was part of KA210 ,so to be able to prepare better the youth workers.

everything was great

Communication

Any additional comments, suggestions, or messages

Thank you for this inspiring project and the opportunity to be part of it!

English based knowledge to be improve for educator